



ASTON
ARCHITECTURAL
ALUMINIUM



AB-60
**FOLDING
DOOR**



Delivering outstanding quality, with class leading performance and security

TECHNICAL PERFORMANCE

Finish	Marine quality polyester powder coat as standard*
U Value	1.5 W/m ² K using a 1.0 centre pane
Air	Class 4, 600Pa
Water	Class E, 750Pa
Wind	Class 4, 1800Pa
PAS 24:2016	Enhanced security performance

APPLICATION

Residential «
Retail/commercial «

FEATURES

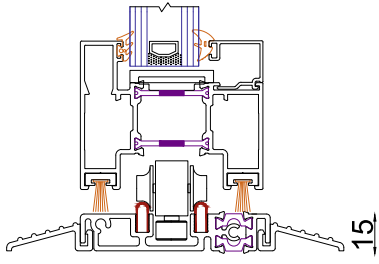
- » Attractive, slim-line profiles offer reduced sightlines
- » Fabricated using mitred corners
- » Two threshold options available - rebated or level threshold
- » Flush trickle vent option available to alleviate the use of frame extenders
- » Stock colours - 7016M Grey, 9005M Black & 9910G White
- » Available with colour matched gasket options
- » Cycle tested bi-fold set at maximum weight 10,000 times open and close
- » Incorporates sealing strip between hinge leaves for improved weathering

 Max Width 1200mm	 Max Height 2500mm	 Max Sash Wt 100kg
-------------------------	--------------------------	--------------------------

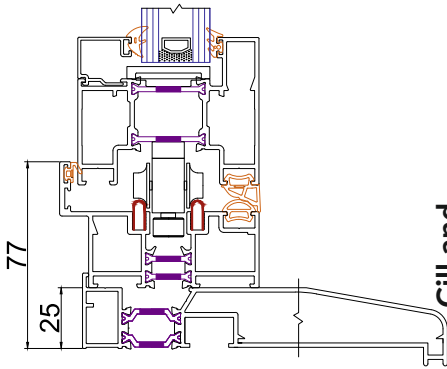
 U Value 1.5W/m ² k	 Sight Line 132mm	 Wind 1800Pa
--------------------------------------	-------------------------	--------------------

 Air 600Pa	 Certified PAS 24:2016	 Water 750Pa
------------------	------------------------------	--------------------

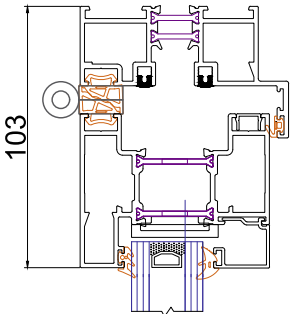
CROSS SECTION DRAWINGS



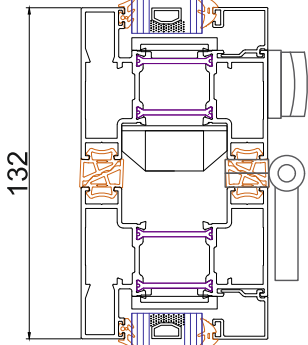
Level threshold detail



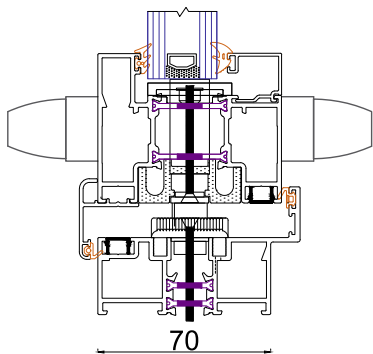
Cill and threshold detail



Frame and sash detail

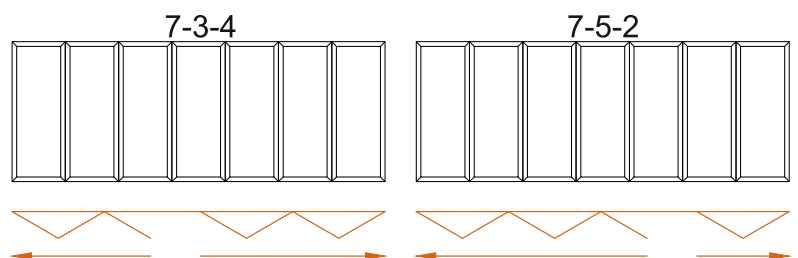
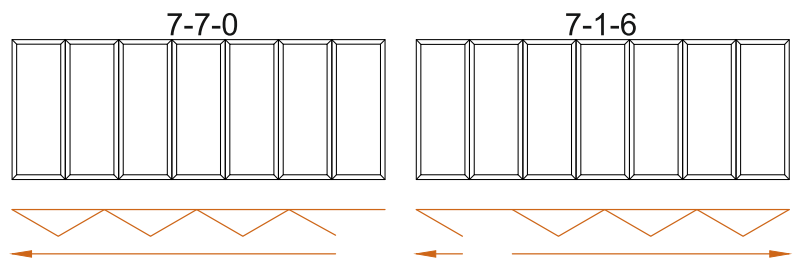
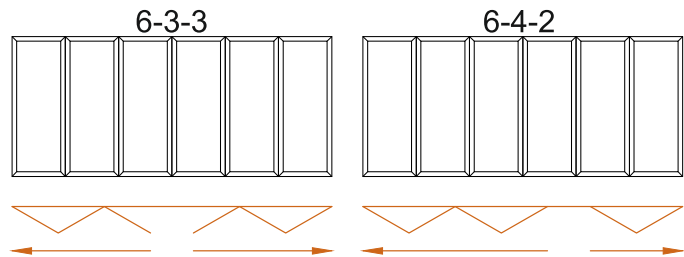
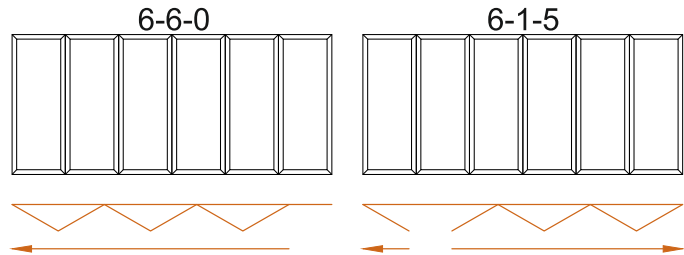
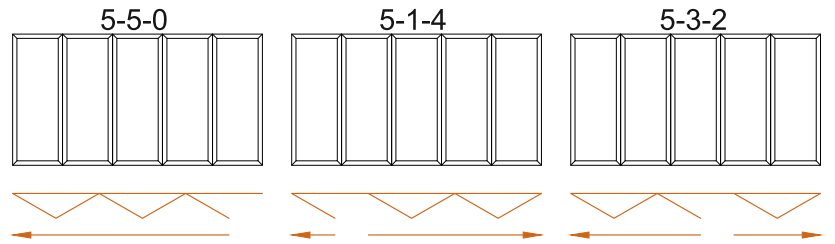
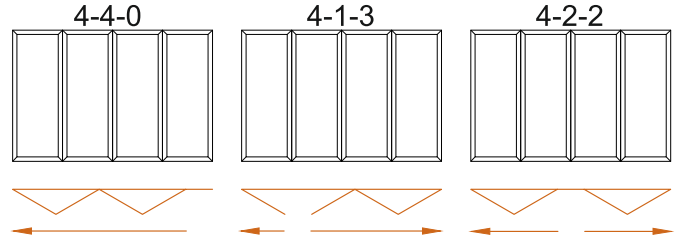
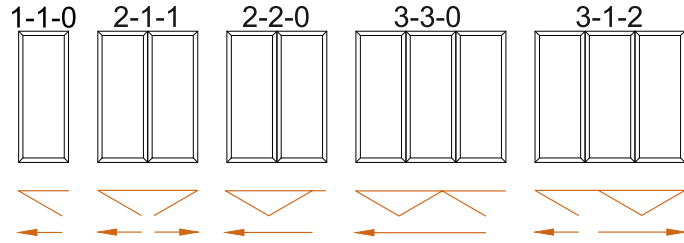


Sash detail



lock detail

CONFIGURATIONS



Other configurations available upon request

01923 510 220

info@astonaa.co.uk

01923 396 720

www.astonaa.co.uk

Aston Architectural Aluminium Limited
 Unit 8 Byfleet Industrial Estate
 Old's Approach, Watford,
 WD18 9TS